
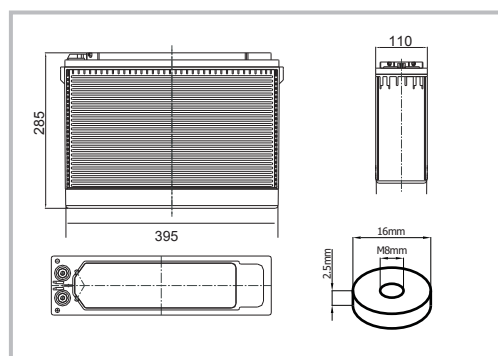


## ▲ FRONT TERMINAL VRLA BATTERY ▲

The Front Terminal Series is specially designed for telecommunication use with 15+ years design life in float service. By combining the newly developed paste formula with up-to-date AGM structures, this range features 15 years design life and Front Terminal connection for fast, easy installation and maintenance. This series is highly suited for telecom applications, UPS systems

## ▲ BATTERY DIMENSIONS ▲



## ▲ TECHNICAL SPECIFICATIONS ▲

Nominal Voltage (V)	12 (6 cells per unit)
Designed Floating Life (20°C)	15 Years
Nominal Capacity (20°C)	100 Ah @ 10HR-rate (to 1.80Vpc)
Dimension (mm)	L395mm x W110mm x H285mm
Approx. Weight	31.0 kg (68.4 lbs)
Terminal Type	Female Copper Insert M8 (torque:10~12N.m)
Internal Resistance	Approx. 0.0055 Ohm (fully charged @ 20°C)
Max. Charge Current	30A
Max. Discharge Current (5S)	1000 A
Short Circuit Current	2200 A
Self Discharge	Approx. 3% per month @ 20°C
Ambient Temperature	Discharge: -15~50°C Charge: -15~40°C Storage: -15~40°C
Float Charge Voltage (20~25°C)	13.6-13.8V (-3mV/ cell/ °C)
Equalize and cycle Use Charge Voltage (20~25°C)	14.4-14.8V (-5mV/ cell / °C)
Container Material	ABS (UL94-V0 optional)

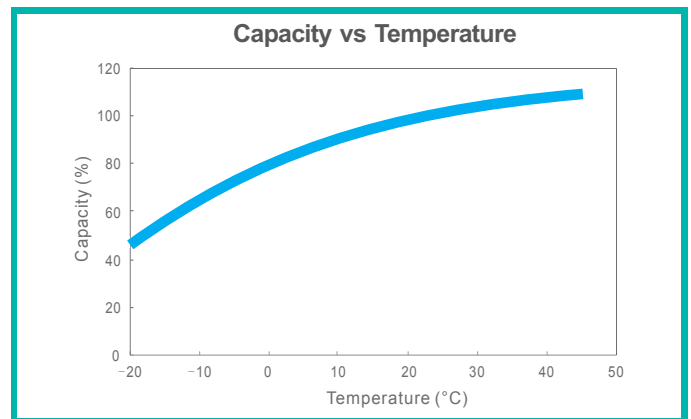
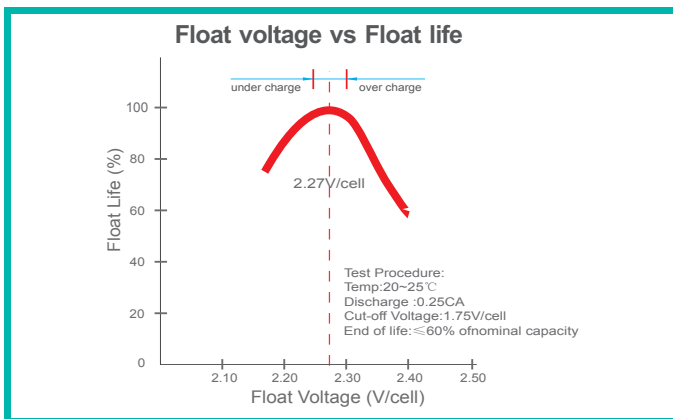
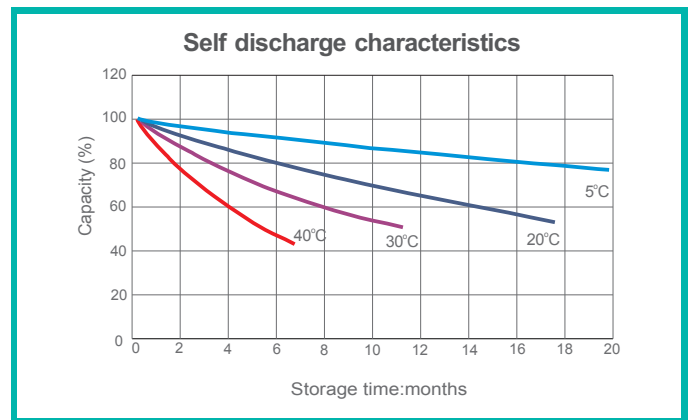
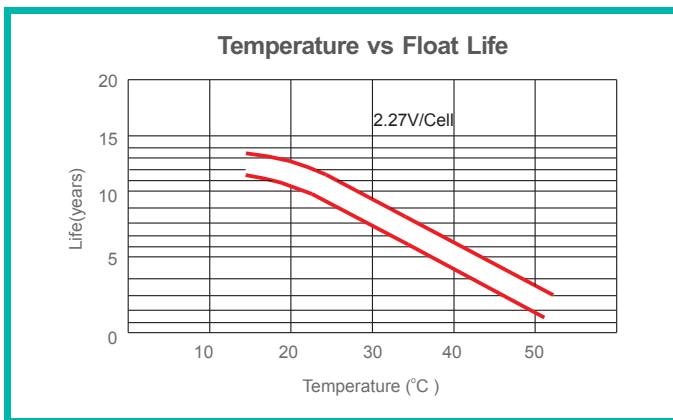
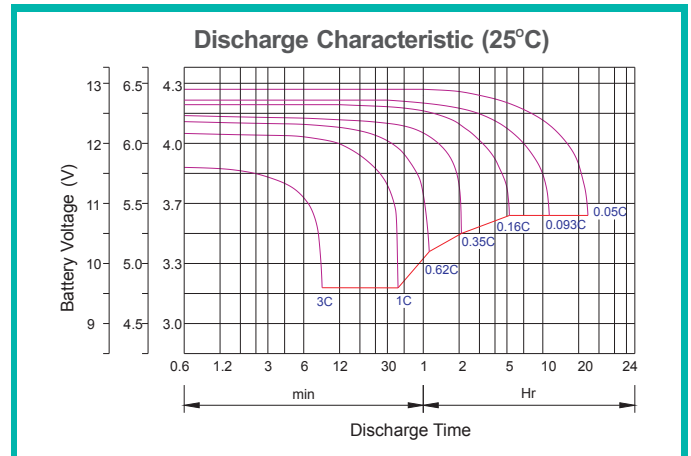
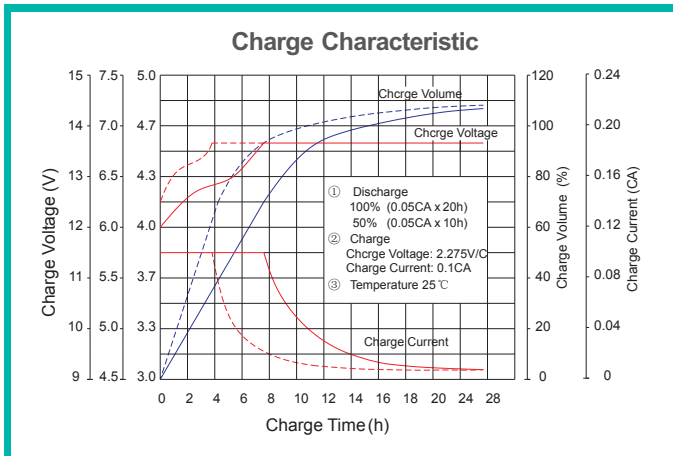


## ▲ BATTERY DISCHARGE TABLE ▲

Constant Current Discharge Characteristics: Amps (25°C)												
F.V/Time	5min	10min	15min	30min	1h	2h	3h	4h	5h	8h	10h	20h
1.60V	270	189	163	102	60.8	35.8	27.5	21.6	17.8	12.8	10.6	5.50
1.67V	241	174	153	97.8	59.2	35.2	27.1	21.2	17.5	12.7	10.5	5.45
1.70V	215	158	145	94.1	57.9	34.7	26.8	21.0	17.4	12.6	10.3	5.40
1.75V	187	147	134	90.8	56.7	34.1	26.4	20.7	17.2	12.5	10.2	5.33
1.80V	165	134	125	86.8	54.0	33.1	25.9	20.2	17.0	12.2	10.0	5.30
1.85V	142	121	114	81.9	52.4	31.8	24.7	19.6	16.2	11.6	9.65	5.00

Constant Power Discharge Characteristics: W/cell (25°C)												
F.V/Time	5min	10min	15min	30min	1h	2h	3h	4h	5h	8h	10h	20h
1.60V	475	340	297	189	113	67.2	51.8	41.0	33.9	24.6	20.5	10.7
1.67V	430	317	281	182	111	66.5	51.6	40.4	33.5	24.4	20.3	10.7
1.70V	388	291	268	176	109	66.1	51.3	40.3	33.7	24.4	20.2	10.6
1.75V	342	273	252	172	108	65.5	50.9	40.2	33.5	24.1	20.1	10.6
1.80V	306	251	237	165	104	64.2	50.4	39.6	33.4	23.8	19.9	10.6
1.85V	267	229	218	158	102	62.2	48.4	38.7	32.1	23.0	19.3	10.1

## CHARACTERISTICS



### Discharge Current VS. Discharge Voltage

Final Discharge Voltage V/cell	1.80V	1.75V	1.70V	1.60V
Discharge Current I /A	I < 0.2C	0.2C ≤ I < 0.6C	0.6C ≤ I < 1.0C	I ≥ 1.0C

**Charge the batteries at least once every six months, if they are stored at 25°C.**

### Charging Method:

Constant Voltage	0.2Cx2h+2.4~2.45V/Cellx24h, Max. Current 0.25CA
Constant Current	0.2Cx2h+0.1CAx12h
Fast	0.2Cx2h+0.3CAx4.0h

### Maintenance & Cautions

<b>Float Service:</b>
※ Every month, recommend inspection every battery voltage.
※ Every three months, recommend equalization charge for one time.
<b>Equalization charge method:</b>
Discharge: 100% rate capacity discharge.
Charge: Max. current 0.3CA, constant voltage 2.4-2.45V/Cell charge 24h.
※ Effect of temperature on float charge voltage: -3mV/ °C/Cell.
※ Length of service life will be directly affected by the number of discharge cycles, depth of discharge, ambient temperature and charging voltage.