

HX12-150FT (12V150Ah)


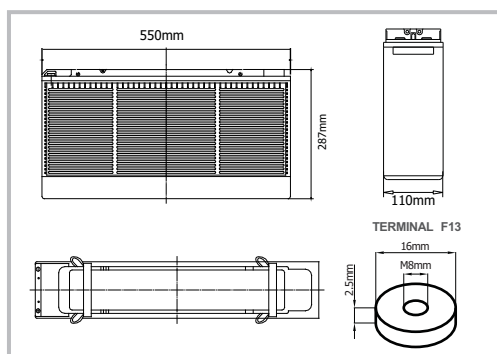


▲ FRONT TERMINAL VRLA BATTERY ▲

The Front Terminal Series is specially designed for telecommunication use with 15+ years design life in float service. By combining the newly developed paste formula with up-to-date AGM structures, this range features 15 years design life and Front Terminal connection for fast, easy installation and maintenance. This series is highly suited for telecom applications, UPS systems





▲ BATTERY DIMENSIONS ▲





▲ TECHNICAL SPECIFICATIONS ▲

Nominal Voltage (V)	12 (6 cells per unit)
Designed Floating Life (20°C)	15 Years
Nominal Capacity (20°C)	150 Ah @ 10HR-rate (to 1.80Vpc)
Dimension (mm)	L550mm x W110mm x H287mm
Approx. Weight	48.0 kg (106.0 lbs)
Terminal Type	Female Copper Insert M8 (torque:10~12N.m)
Internal Resistance	Approx. 0.004Ohm (fully charged @ 20°C)
Max. Charge Current	45A
Max. Discharge Current (5S)	1500 A
Short Circuit Current	3000 A
Self Discharge	Approx. 3% per month @ 20°C
Ambient Temperature	Discharge: -15~50°C Charge: -15~40°C Storage: -15~40°C
Float Charge Voltage (20~25°C)	13.6-13.8V (-3mV/ cell/ °C)
Equalize and cycle Use Charge Voltage (20~25°C)	14.4-14.8V (-5mV/ cell / °C)
Container Material	ABS (UL94-V0 optional)

ISO9001 ISO14001

Complied standards

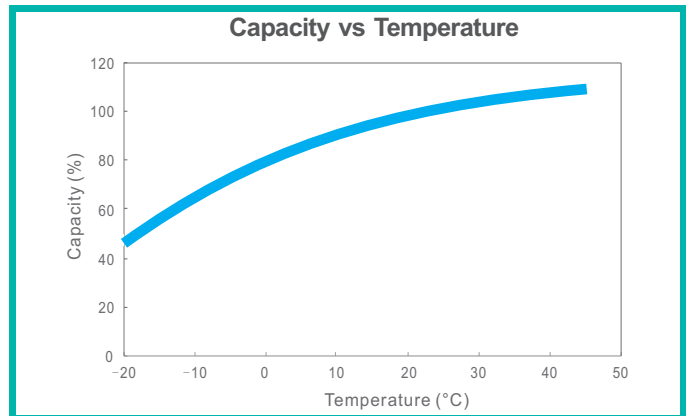
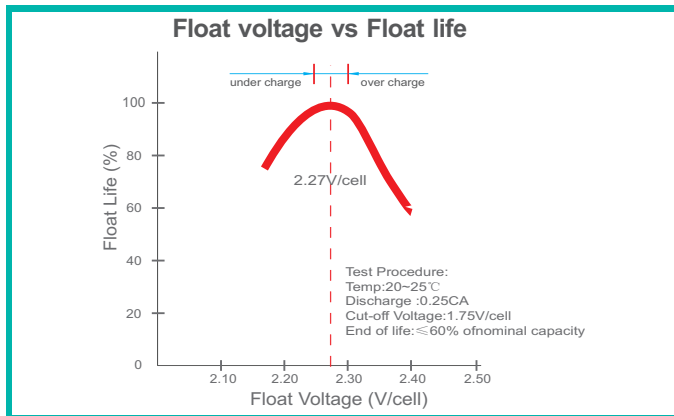
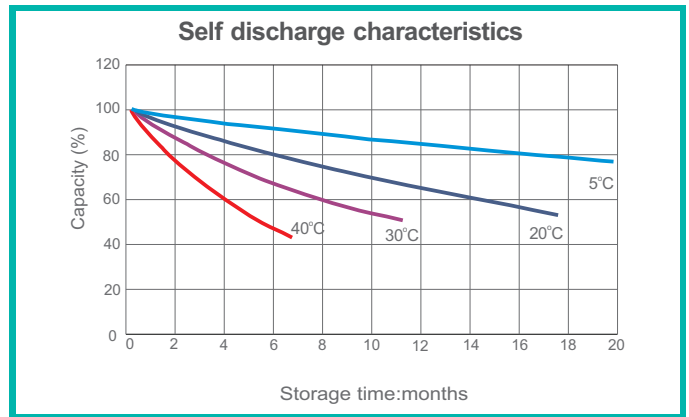
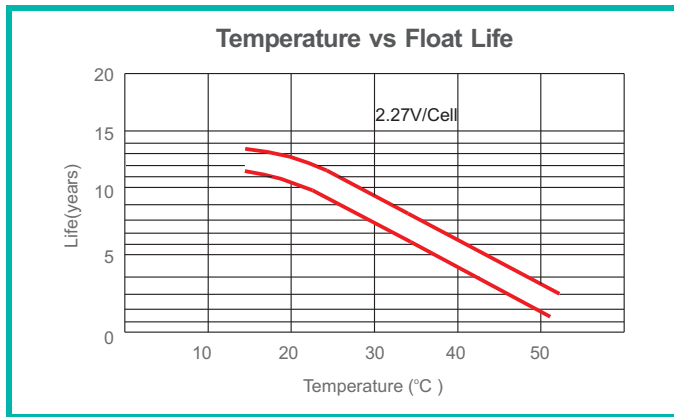
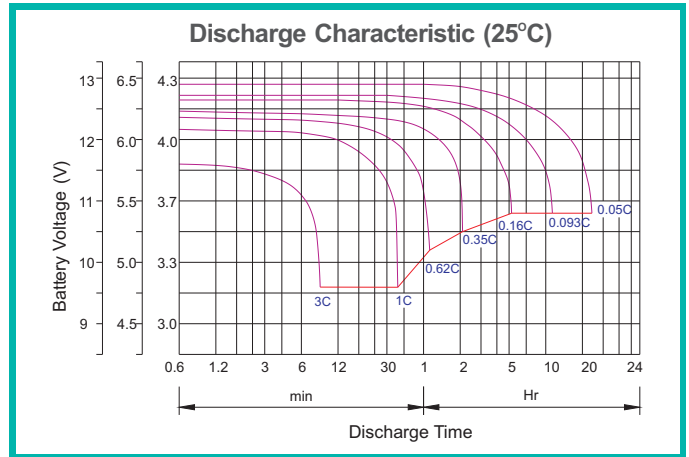
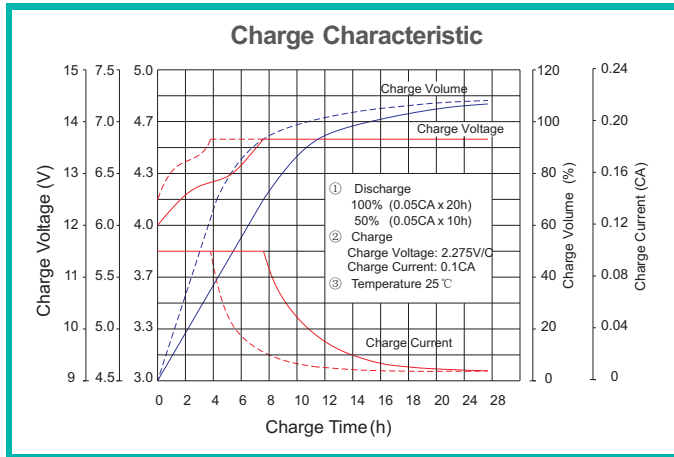
- IEC 60896-21/22
- UL1989
- JIS C8704
- GB/T19639

▲ BATTERY DISCHARGE TABLE ▲

Constant Current Discharge Characteristics: Amps (25°C)												
F.V/Time	5min	10min	15min	30min	1h	2h	3h	4h	5h	8h	10h	20h
1.60V	405	284	244	153	91.2	53.7	41.2	32.4	26.7	19.2	15.9	8.25
1.67V	361	262	230	147	88.9	52.8	40.7	31.8	26.3	18.9	15.7	8.18
1.70V	323	238	217	141	86.8	52.1	40.2	31.4	26.2	18.8	15.5	8.10
1.75V	280	221	202	136	85.0	51.2	39.6	31.1	25.8	18.4	15.3	7.99
1.80V	248	201	188	130	81.0	49.7	38.8	30.4	25.5	18.0	15.0	7.95
1.85V	212	181	171	123	78.7	47.7	37.0	29.4	24.3	17.3	14.5	7.50

Constant Power Discharge Characteristics: W/cell (25°C)												
F.V/Time	5min	10min	15min	30min	1h	2h	3h	4h	5h	8h	10h	20h
1.60V	713	510	445	284	170	101	77.8	61.5	50.8	36.8	30.7	16.0
1.67V	645	475	422	272	167	100	77.3	60.6	50.3	36.5	30.5	16.0
1.70V	582	436	402	264	164	99.2	77.0	60.4	50.5	36.6	30.4	16.0
1.75V	513	410	378	257	162	98.3	76.4	60.3	50.2	36.1	30.2	15.8
1.80V	459	377	356	248	156	96.2	75.6	59.4	50.1	35.6	29.8	15.9
1.85V	400	344	327	237	153	93.4	72.7	58.1	48.1	34.6	28.9	15.1

CHARACTERISTICS



Discharge Current VS. Discharge Voltage

Final Discharge Voltage V/cell	1.80V	1.75V	1.70V	1.60V
Discharge Current I /A	I<0.2C	0.2C≤I<0.6C	0.6C≤I<1.0C	I≥1.0C

Charge the batteries at least once every six months, if they are stored at 25°C.

Charging Method:

Constant Voltage	0.2Cx2h+2.4~2.45V/Cellx24h, Max. Current 0.25CA
Constant Current	0.2Cx2h+0.1CAx12h
Fast	0.2Cx2h+0.3CAx4.0h

Maintenance & Cautions

Float Service:
※ Every month, recommend inspection every battery voltage.
※ Every three months, recommend equalization charge for one time.
Equalization charge method:
Discharge: 100% rate capacity discharge.
Charge: Max. current 0.3CA, constant voltage 2.4-2.45V/Cell charge 24h.
※ Effect of temperature on float charge voltage: -3mV/ °C/Cell.
※ Length of service life will be directly affected by the number of discharge cycles, depth of discharge, ambient temperature and charging voltage.